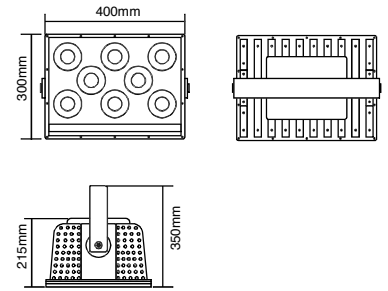


# DELTA LED FLOOD LIGHT 250W/520W

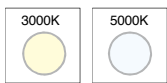


## Specification

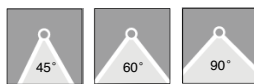
Material: Aluminum  
 Appearance Color: Light Grey  
 Driver: Built-in  
 Input Voltage: AC100-277V~50/60Hz  
 Power Factor:  $\geq 0.9$   
 Operating Temperature:  $-25^{\circ}\text{C}\sim+45^{\circ}\text{C}$ ,  $-13^{\circ}\text{F}\sim+113^{\circ}\text{F}$   
 Lifetime:  $\geq 50,000\text{hrs}$



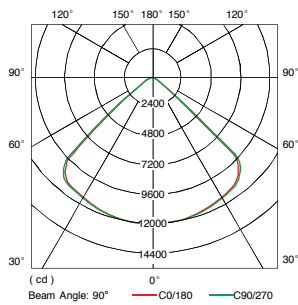
### Color Temperature



### Beam Angle



Model No.	Power (W)	Luminous Flux (lm)	Luminous Efficacy (lm/W)	Color Temperature (K)	CRI (Ra)	Beam Angle ( $^{\circ}$ )	Weight (kg/lb)
FL-3250	250	26250	105	5000	65	90	9.13/20.13

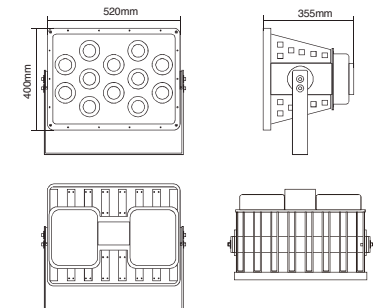


H(m)	E(ft)	D(cm)
1	11859	229
2	2965	458
3	1318	688
4	741	916
5	474	1146
6	329	1375

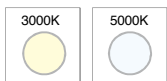


## Specification

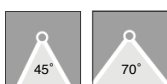
Material: Aluminum  
 Appearance Color: Light Grey  
 Driver: Built-in  
 Input Voltage: AC100-277V~50/60Hz  
 Power Factor:  $\geq 0.9$   
 Operating Temperature:  $-25^{\circ}\text{C}\sim+45^{\circ}\text{C}$ ,  $-13^{\circ}\text{F}\sim+113^{\circ}\text{F}$   
 Lifetime:  $\geq 50,000\text{hrs}$



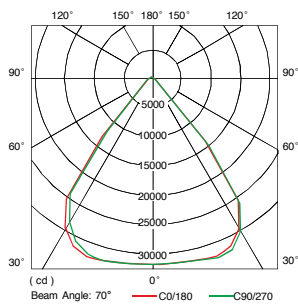
### Color Temperature



### Beam Angle



Model No.	Power (W)	Luminous Flux (lm)	Luminous Efficacy (lm/W)	Color Temperature (K)	CRI (Ra)	Beam Angle ( $^{\circ}$ )	Weight (kg/lb)
FL-3520	520	52000	100	5000	65	70	23/50.71



H(m)	E(ft)
1	26328
2	5859
3	2920
4	1730
5	1111
6	836
7	672
8	530
9	454
10	301
11	255
12	188

[www.sonarayled.com](http://www.sonarayled.com)

© 2014 DASCOM LED LIGHTING (JIANGMEN) CO., LTD. All rights reserved.  
 All company and product names are trademarks or registered trademarks of their respective owner. Specifications are subject to change without notice.

Version 1.0. Edited date 2014.05