



Simetra

Installation Instructions



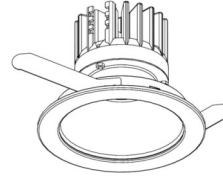
IMPORTANT PLEASE READ BEFORE INSTALLATION

- Before commencing installation ensure the relevant mains supply has been safely isolated.
- Installation should be carried out in accordance with the latest relevant wiring regulations for the specific country/region.
- Installation should be carried out by a qualified electrician.
- Ensure all electrical connections are tight with no loose strands, including factory made connections.

WARNINGS

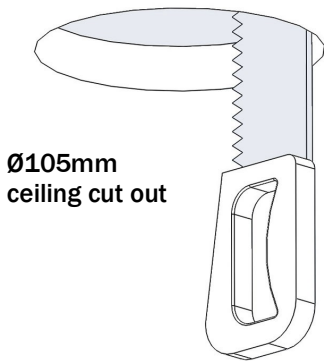
- Use only with the approved driver for this product.
- This luminaire is for indoor use only.
- **IMPORTANT** The LED driver must not be covered by ceiling insulation material; this will reduce the units operational lifetime, invalidate the guarantee and may cause a risk of fire.

This install manual covers the following products:

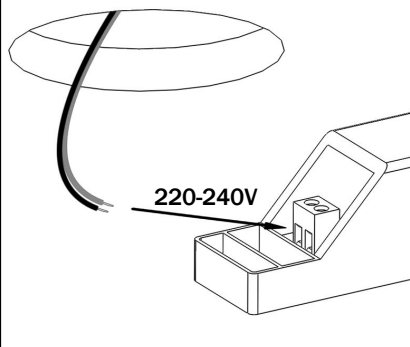


SR-LG-MW/xxx-xxx-xx-xx/xx

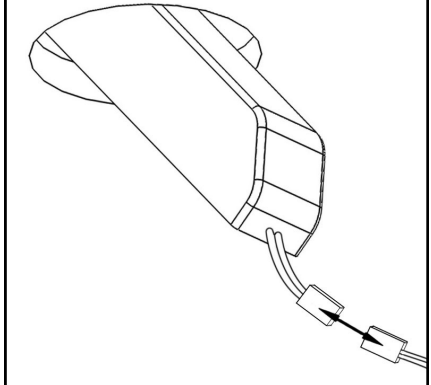
1.



2.



3.



4.

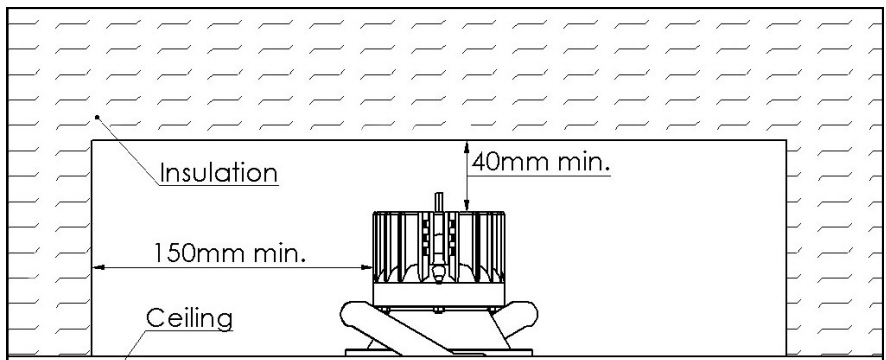
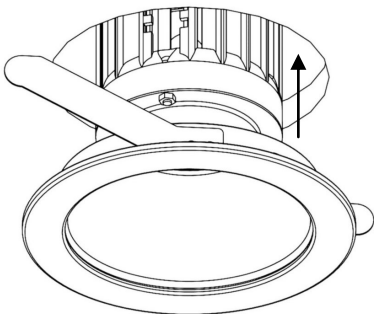


Diagram showing required airspace

Photonstar LED Ltd.
Unit 8, Westlink,
Belbins Business Park
Romsey
Hampshire
SO51 7JF
UK

Tel: +44(0) 2381 230 381
Email: info@photonstarled.com
Web: www.photonstarlighting.com

